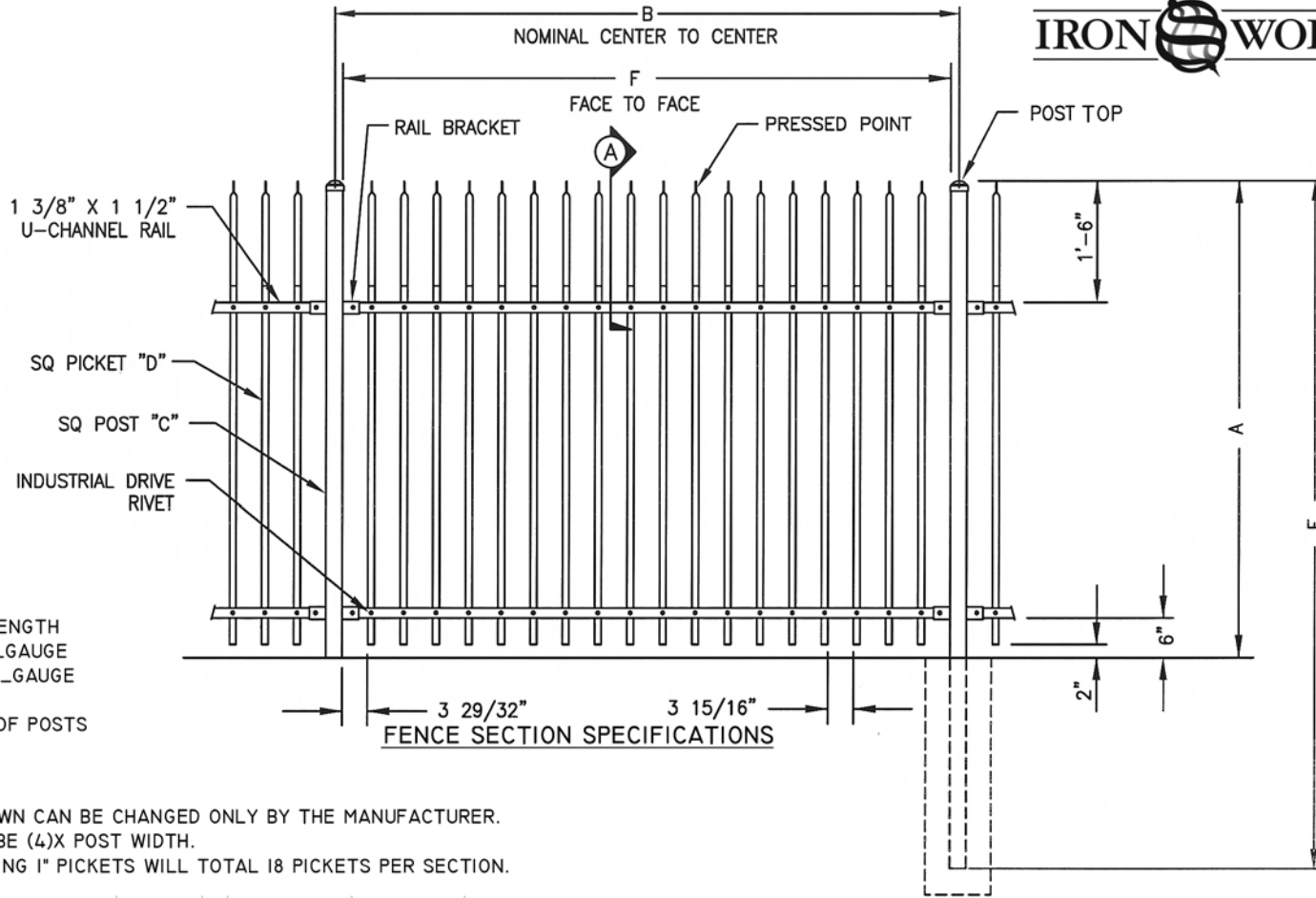


SECTION A



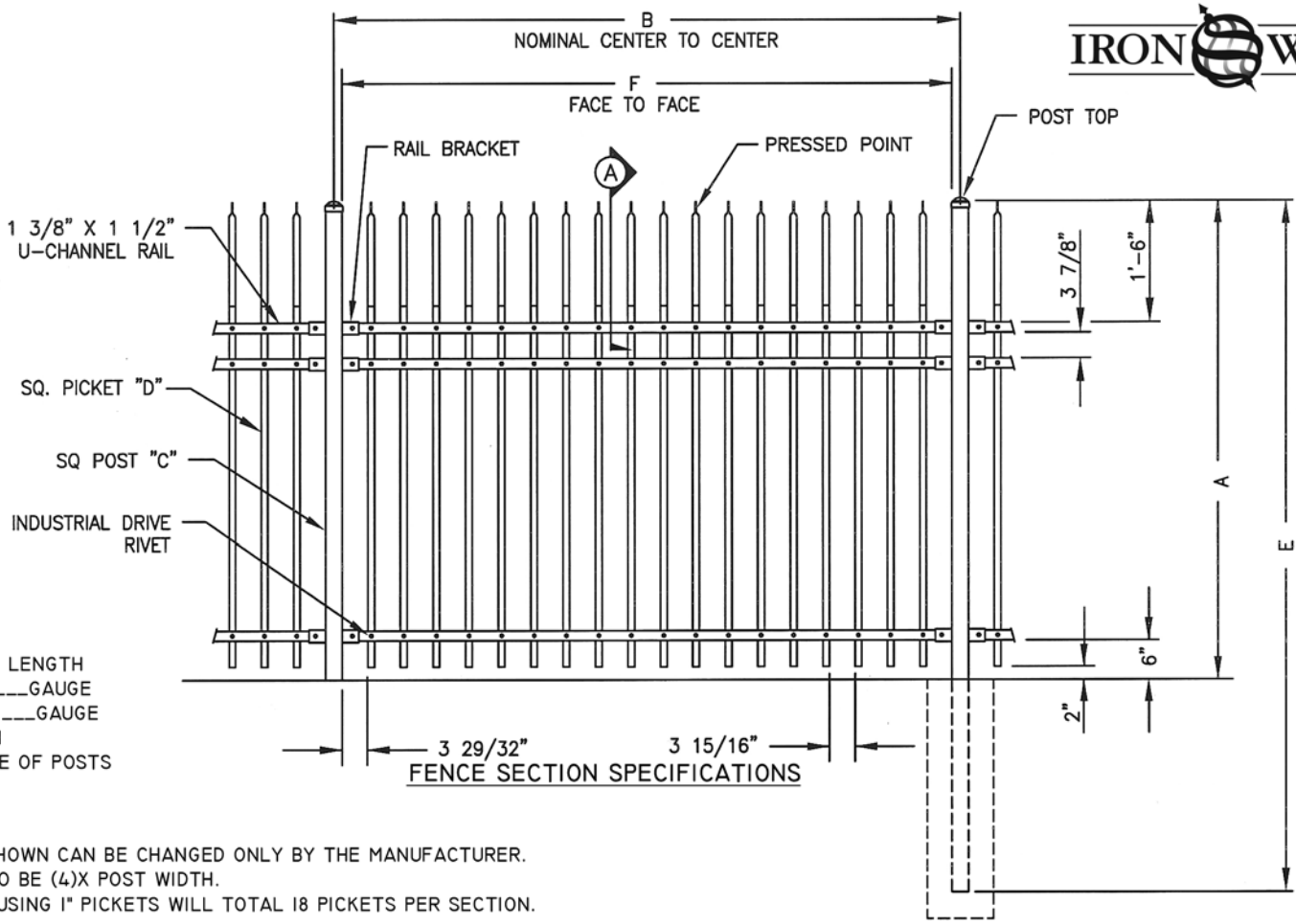
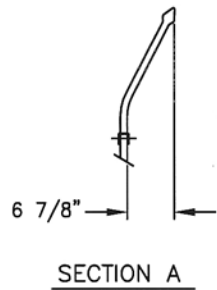
NOM HEIGHT (A)
3' - 0"
3' - 6"
4' - 0"
5' - 0"
6' - 0"
7' - 0"
8' - 0"

B\_\_\_\_\_ NOM SECTION LENGTH  
 C\_\_\_\_\_ POST SIZE; \_\_\_\_\_ GAUGE  
 D\_\_\_\_\_ PICKET SIZE; \_\_\_\_\_ GAUGE  
 E\_\_\_\_\_ POST LENGTH  
 F\_\_\_\_\_ FACE TO FACE OF POSTS

NOTES

- SPECIFICATIONS SHOWN CAN BE CHANGED ONLY BY THE MANUFACTURER.
- FOOTING WIDTH TO BE (4)X POST WIDTH.
- FENCE SECTIONS USING 1" PICKETS WILL TOTAL 18 PICKETS PER SECTION.

SUBMITTED BY:	SUBMITTED TO:	GUARDIAN 2 RAIL	CONTRACTOR	IRONWORLDFENCING.COM
		8' SECTION - 1" PICKETS	ARCHITECT	
		JOB/PROJECT	ENGINEER	DWG NO. IWF 1030



- NOM HEIGHT (A)
- 3' - 0"
  - 3' - 6"
  - 4' - 0"
  - 5' - 0"
  - 6' - 0"
  - 7' - 0"
  - 8' - 0"

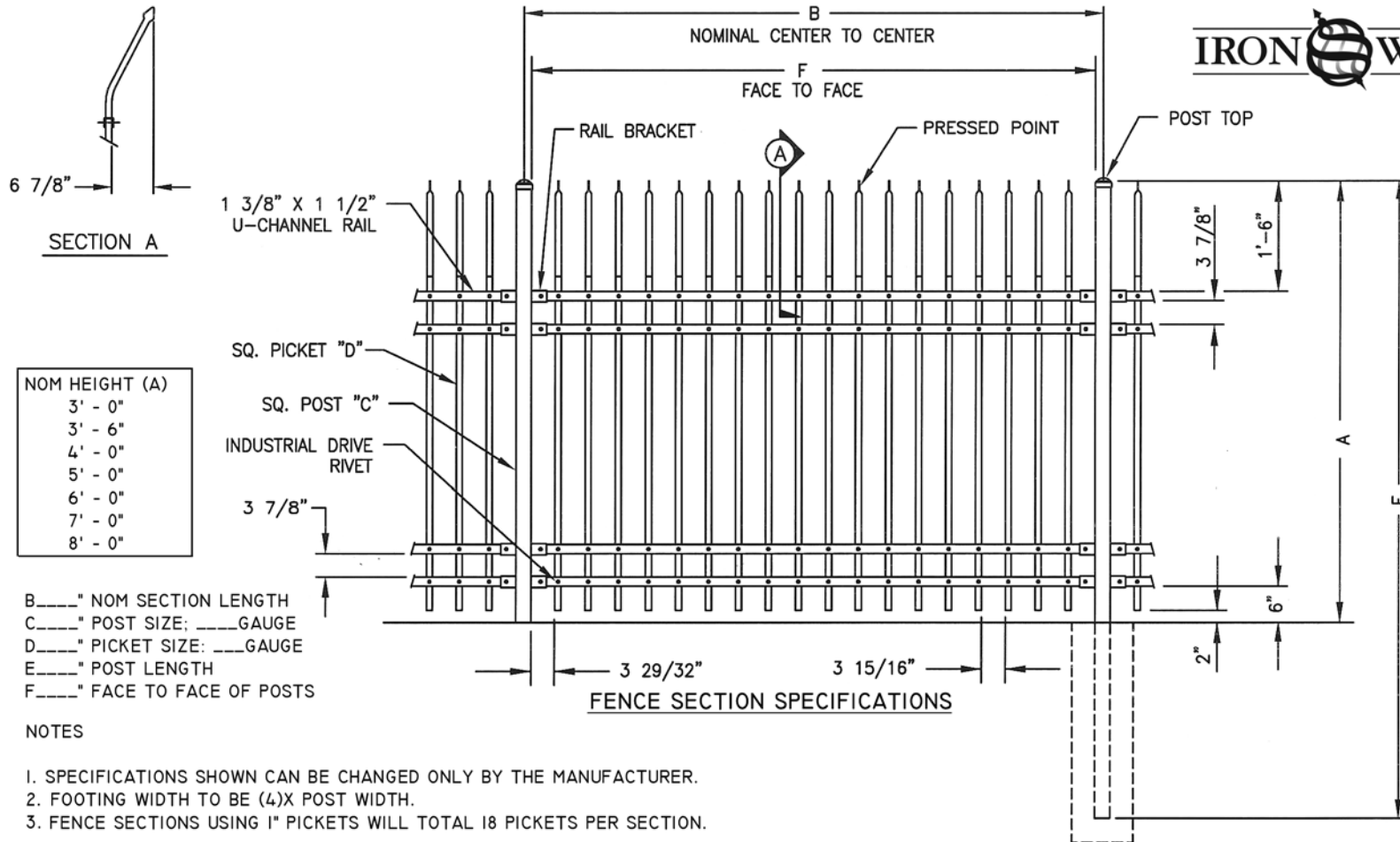
1 3/8" X 1 1/2" U-CHANNEL RAIL  
SQ. PICKET "D"  
SQ POST "C"  
INDUSTRIAL DRIVE RIVET

B \_\_\_\_" NOM SECTION LENGTH  
C \_\_\_\_" POST SIZE; \_\_\_\_ GAUGE  
D \_\_\_\_" PICKET SIZE; \_\_\_\_ GAUGE  
E \_\_\_\_" POST LENGTH  
F \_\_\_\_" FACE TO FACE OF POSTS

NOTES

1. SPECIFICATIONS SHOWN CAN BE CHANGED ONLY BY THE MANUFACTURER.
2. FOOTING WIDTH TO BE (4)X POST WIDTH.
3. FENCE SECTIONS USING 1" PICKETS WILL TOTAL 18 PICKETS PER SECTION.

SUBMITTED BY:	SUBMITTED TO:	GUARDIAN 3 RAIL 8' SECTION - 1" PICKETS		CONTRACTOR	IRONWORLD FENCING.COM
		JOB/PROJECT	ARCHITECT	DWG NO.	
			ENGINEER		IWF 1031



- NOM HEIGHT (A)
- 3' - 0"
  - 3' - 6"
  - 4' - 0"
  - 5' - 0"
  - 6' - 0"
  - 7' - 0"
  - 8' - 0"

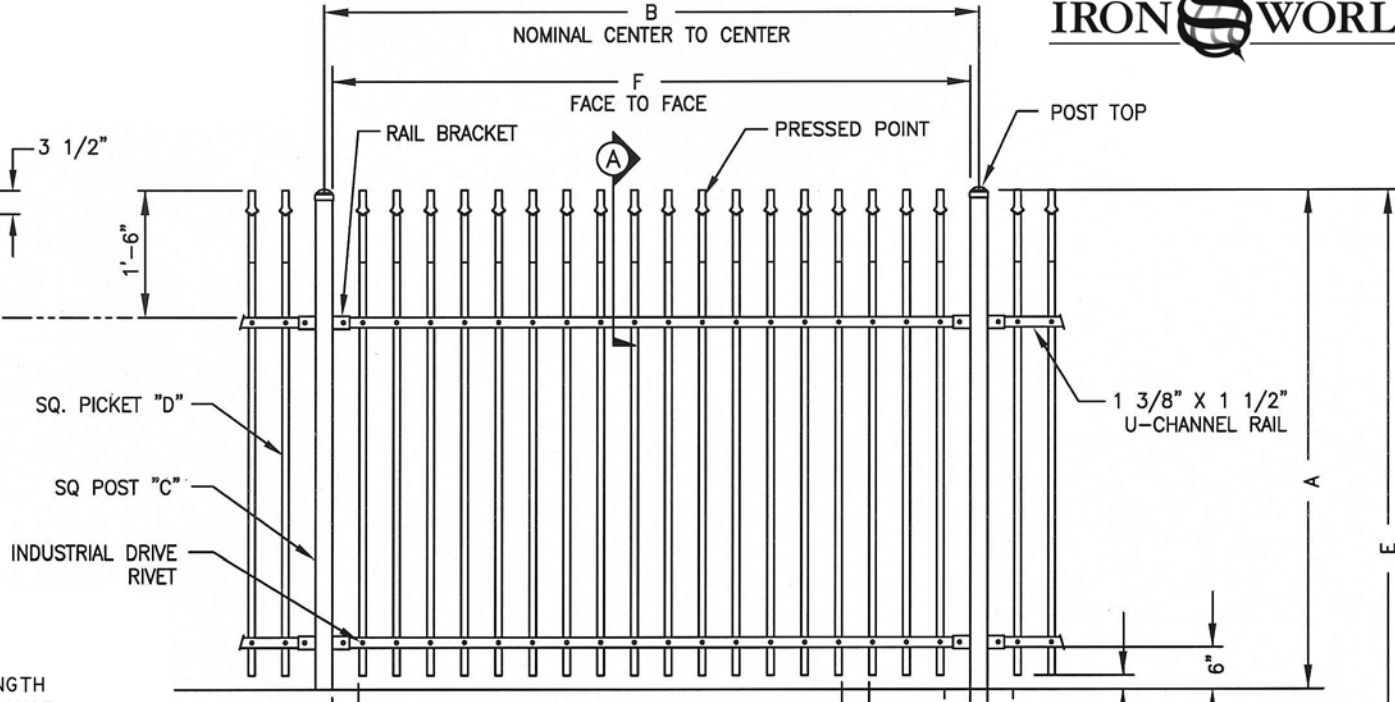
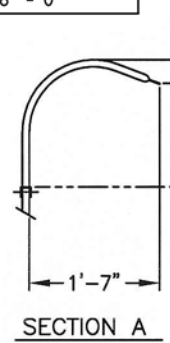
- B \_\_\_\_\_" NOM SECTION LENGTH  
 C \_\_\_\_\_" POST SIZE; \_\_\_\_\_ GAUGE  
 D \_\_\_\_\_" PICKET SIZE; \_\_\_\_\_ GAUGE  
 E \_\_\_\_\_" POST LENGTH  
 F \_\_\_\_\_" FACE TO FACE OF POSTS

- NOTES
1. SPECIFICATIONS SHOWN CAN BE CHANGED ONLY BY THE MANUFACTURER.
  2. FOOTING WIDTH TO BE (4)X POST WIDTH.
  3. FENCE SECTIONS USING 1" PICKETS WILL TOTAL 18 PICKETS PER SECTION.

SUBMITTED BY:	SUBMITTED TO:	GUARDIAN 4 RAIL 8' SECTION - 1" PICKETS		CONTRACTOR	IRONWORLD FENCING.COM
		JOB/PROJECT	ARCHITECT	DWG NO.	
			ENGINEER		IWF 1032



NOM HEIGHT (A)	
3' - 0"	
3' - 6"	
4' - 0"	
5' - 0"	
6' - 0"	
7' - 0"	
8' - 0"	



B \_\_\_\_\_" NOM SECTION LENGTH  
 C \_\_\_\_\_" POST SIZE; \_\_\_\_\_GAUGE  
 D \_\_\_\_\_" PICKET SIZE: \_\_\_\_\_GAUGE  
 E \_\_\_\_\_" POST LENGTH  
 F \_\_\_\_\_" FACE TO FACE OF POSTS

3 29/32"      3 15/16"  
**FENCE SECTION SPECIFICATIONS**

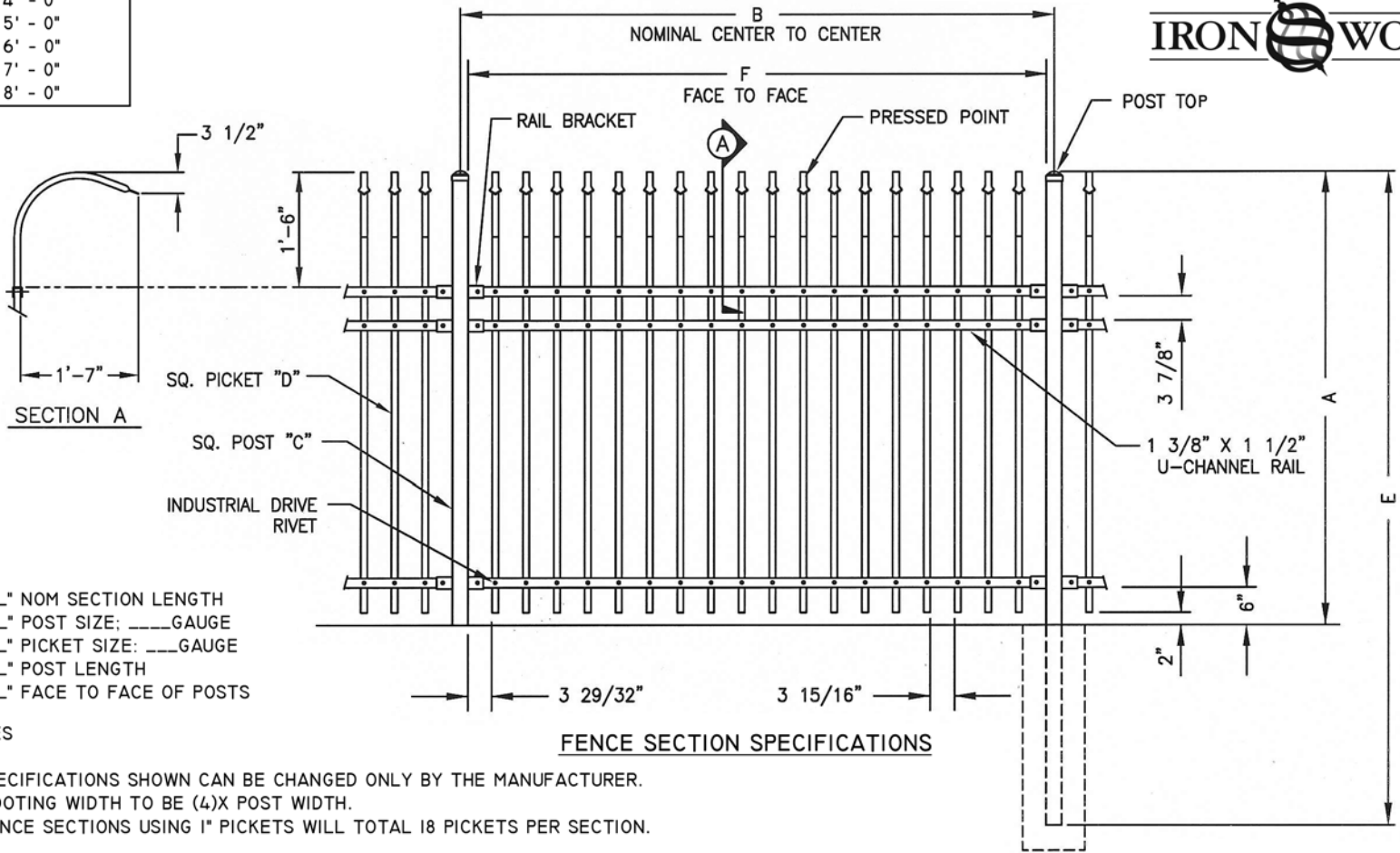
**NOTES**

- SPECIFICATIONS SHOWN CAN BE CHANGED ONLY BY THE MANUFACTURER.
- FOOTING WIDTH TO BE (4)X POST WIDTH.
- FENCE SECTIONS USING 1" PICKETS WILL TOTAL 18 PICKETS PER SECTION.

SUBMITTED BY:	SUBMITTED TO:	GUARDIAN PLUS 2 RAIL 8' SECTION - 1" PICKETS	CONTRACTOR	IRONWORLDFENCING.COM
		JOB/PROJECT	ARCHITECT	
			ENGINEER	IWF 1033



NOM HEIGHT (A)	
3' - 0"	
3' - 6"	
4' - 0"	
5' - 0"	
6' - 0"	
7' - 0"	
8' - 0"	



B \_\_\_\_\_" NOM SECTION LENGTH  
 C \_\_\_\_\_" POST SIZE; \_\_\_\_\_ GAUGE  
 D \_\_\_\_\_" PICKET SIZE; \_\_\_\_\_ GAUGE  
 E \_\_\_\_\_" POST LENGTH  
 F \_\_\_\_\_" FACE TO FACE OF POSTS

**NOTES**

- SPECIFICATIONS SHOWN CAN BE CHANGED ONLY BY THE MANUFACTURER.
- FOOTING WIDTH TO BE (4)X POST WIDTH.
- FENCE SECTIONS USING 1" PICKETS WILL TOTAL 18 PICKETS PER SECTION.

**FENCE SECTION SPECIFICATIONS**

SUBMITTED BY:	SUBMITTED TO:	GUARDIAN PLUS 3 RAIL 8' SECTION - 1" PICKETS		CONTRACTOR	IRONWORLD FENCING.COM
		JOB/PROJECT	ARCHITECT	DWG NO.	
			ENGINEER		IWF 1034

